



Hydraulic Hose Fittings



MAGNIFAX 

Tel: (647) 622-2445

sales@magnifax.ca

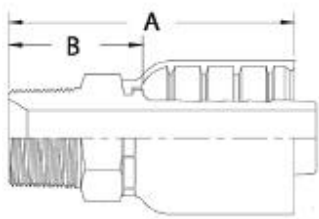
www.magnifax.ca



HYDRAULIC FITTING GUIDE

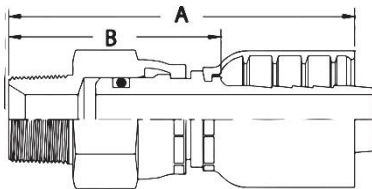
200 Series- 1-Piece, Non-Skive

MALE NPT



PART NO.	Dimensions(mm)		Dimensions(inch)		Thread
	A	B	A	B	
200-NPT-04-02-1P	43.5	22	1.71	0.87	1/8-27
200-NPT-04-04-1P	49	27.5	1.93	1.08	1/4-18
200-NPT-04-06-1P	51	29.5	2.01	1.16	3/8-18
200-NPT-06-06-1P	57.2	28	2.25	1.10	3/8-18
200-NPT-06-08-1P	63.5	34.5	2.50	1.36	1/2-14
200-NPT-08-08-1P	67.5	33.5	2.66	1.32	1/2-14
200-NPT-12-12-1P	74	35.5	2.91	1.40	3/4-14
200-NPT-16-16-1P	90.5	46	3.56	1.81	1-11.5
200-NPT-20-20-1P	102	55.6	4.02	2.19	1.1/4-11.5
200-NPT-24-24-1P	87.5	50.2	3.44	1.98	1.1/2-11.5
200-NPT-32-32-1P	115.5	54	4.55	2.13	2-11.5

MALE NPT SWIVEL



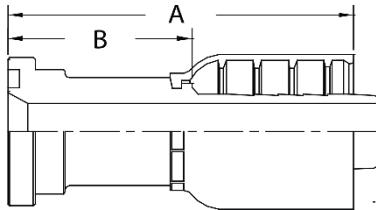
PART NO.	Dimensions(mm)		Dimensions(inch)		Thread
	A	B	A	B	
200-NPTX-04-04-1P	59	37.5	2.32	1.48	1/4-18
200-NPTX-04-06-1P	60.5	39	2.38	1.54	3/8-18
200-NPTX-06-06-1P	67.5	38.5	2.66	1.52	3/8-18
200-NPTX-06-08-1P	75	46	2.95	1.81	1/2-14
200-NPTX-08-08-1P	81	47	3.19	1.85	1/2-14
200-NPTX-12-12-1P	98.5	60	3.88	2.36	3/4-14
200-NPTX-16-16-1P	114.5	70	4.51	2.76	1-11.5



HYDRAULIC FITTING GUIDE

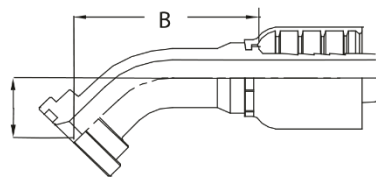
200 Series- 1-Piece, Non-Skive

FLANGE CODE 61, STRAIGHT



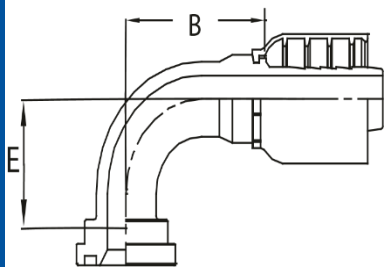
PART NO.	Dimensions(mm)		Dimensions(inch)		Thread
	A	B	A	B	
200-CD61-08-08-1P	88	54	3.46	2.13	1/2" - Code 61
200-CD61-12-12-1P	86	48	3.39	1.89	3/4" - Code 61
200-CD61-12-16-1P	70	33	2.76	1.30	1" - Code 61
200-CD61-16-16-1P	111	67	4.37	2.64	1" - Code 61
200-CD61-16-20-1P	111	67	4.37	2.64	1-1/4" - Code 61
200-CD61-20-20-1P	122	76	4.80	2.99	1-1/4" - Code 61
200-CD61-20-24-1P	82	39	3.23	1.54	1-1/2" - Code 61
200-CD61-24-24-1P	117	82	4.61	3.23	1-1/2" - Code 61
200-CD61-24-32-1P	80	45	3.15	1.77	2" - Code 61
200-CD61-32-32-1P	151	82	5.94	3.23	2" - Code 61

FLANGE CODE 61, 45°



PART NO.	Dimensions(mm)			Dimensions(inch)			Thread
	A	B	E	A	B	E	
200-CD61-45-08-08-1P	85	51	22	3.35	2.01	0.87	1/2" - Code 61
200-CD61-45-12-12-1P	110	71.5	28	4.33	2.81	1.10	3/4" - Code 61
200-CD61-45-12-16-1P	118	79	29	4.65	3.11	1.14	1" - Code 61
200-CD61-45-16-16-1P	129	85	32	5.08	3.35	1.26	1" - Code 61
200-CD61-45-16-20-1P	131	87	33	5.16	3.43	1.30	1-1/4" - Code 61
200-CD61-45-20-20-1P	143	96.5	34	5.63	3.80	1.34	1-1/4" - Code 61
200-CD61-45-20-24-1P	148	101.5	38.5	5.83	4.00	1.52	1-1/2" - Code 61
200-CD61-45-24-24-1P	155	118	39	6.10	4.65	1.54	1-1/2" - Code 61
200-CD61-45-24-32-1P	162	125	45	6.38	4.92	1.77	2" - Code 61
200-CD61-45-32-32-1P	200	139	45	7.87	5.47	1.77	2" - Code 61

FLANGE CODE 61, 90°



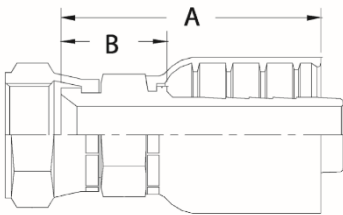
PART NO.	Dimensions(mm)			Dimensions(inch)			Thread
	A	B	E	A	B	E	
200-CD61-90-08-08-1P	77	43	43	3.03	1.69	1.69	
200-CD61-90-12-12-1P	100	62	58	3.94	2.44	2.28	3/4" - Code 61
200-CD61-90-12-16-1P	110	71.5	62	4.33	2.81	2.44	
200-CD61-90-16-16-1P	124	80	70	4.88	3.15	2.76	1" - Code 61
200-CD61-90-16-20-1P	123	79	71	4.84	3.11	2.80	1-1/4" - Code 61
200-CD61-90-20-20-1P	140	93.5	78.5	5.51	3.68	3.09	1-1/4" - Code 61
200-CD61-90-20-24-1P	140	93.5	85	5.51	3.68	3.35	1-1/2" - Code 61
200-CD61-90-24-24-1P	155	118	94	6.10	4.65	3.70	1-1/2" - Code 61
200-CD61-90-24-32-1P	155	118	103	6.10	4.65	4.06	2" - Code 61
200-CD61-90-32-32-1P	204	143	114	8.03	5.63	4.49	2" - Code 61



HYDRAULIC FITTING GUIDE

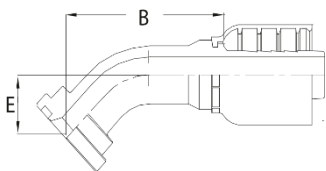
200 Series- 1-Piece, Non-Skive

37° FEMALE JIC SWIVEL STRAIGHT



PART NO.	Dimensions(mm)		Dimensions(inch)		Thread
	A	B	A	B	
200-FJX-04-04-1P	49.8	28.3	1.96	1.11	7/16-20
200-FJX-05-05-1P	57	29	2.24	1.14	1/2-20
200-FJX-06-06-1P	59	30	2.32	1.18	9/16-18
200-FJX-08-08-1P	66.5	32.5	2.62	1.28	3/4-16
200-FJX-10-10-1P	76.5	38.5	3.01	1.52	7/8-14
200-FJX-12-12-1P	82	44	3.23	1.73	1.1/16-12
200-FJX-16-16-1P	91	47	3.58	1.85	1.5/16-12
200-FJX-20-20-1P	100.7	54	3.96	2.13	1.5/8-12
200-FJX-24-24-1P	99.5	62	3.92	2.44	1.7/8-12
200-FJX-32-32-1P	129	67.5	5.08	2.66	2.1/2-12

FEMALE JIC SWIVEL, 45°



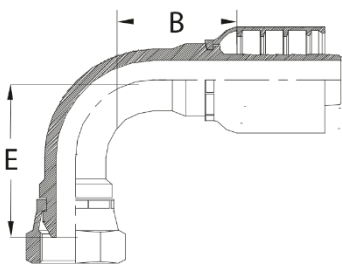
PART NO.	Dimensions(mm)			Dimensions(inch)			Thread
	A	B	E	A	B	E	
200-FJX45-04-04-1P	51.1	29.6	10	2.01	1.17	0.39	7/16-20
200-FJX45-06-06-1P	65.5	36.5	13.6	2.58	1.44	0.54	9/16-18
200-FJX45-08-08-1P	80.4	46.5	19	3.17	1.83	0.75	3/4-16
200-FJX45-10-10-1P	94.5	56	20	3.72	2.20	0.79	7/8-14
200-FJX45-12-12-1P	108.6	70.1	26.5	4.28	2.76	1.04	1.1/16-12
200-FJX45-16-16-1P	131.5	87	30	5.18	3.43	1.18	1.2/16-12
200-FJX45-20-20-1P	150.3	103.8	38	5.92	4.09	1.50	1.5/8-12
200-FJX45-24-24-1P	170.2	133	45.9	6.70	5.24	1.81	1.7/8-12
200-FJX45-32-32-1P	211.5	150	57	8.33	5.91	2.24	2.1/2-12



HYDRAULIC FITTING GUIDE

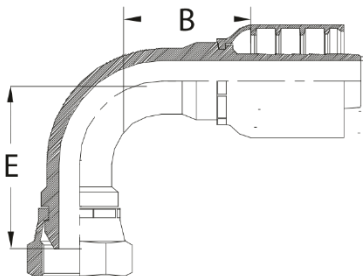
200 Series- 1-Piece, Non-Skive

FEMALE JIC SWIVEL, 90°



PART NO.	Dimensions(mm)			Dimensions[inch]			Thread
	A	B	E	A	B	E	
200-FJX90-04-04-1P	47.5	26	21	1.87	1.02	0.83	7/16-20
200-FJX90-06-06-1P	60.8	32	29	2.39	1.26	1.14	9/16-18
200-FJX90-08-08-1P	75.5	41.6	41	2.97	1.64	1.61	3/4-16
200-FJX90-10-10-1P	89.5	51	41.5	3.52	2.01	1.63	7/8-14
200-FJX90-12-12-1P	100.5	62	56	3.96	2.44	2.20	1.1/16-12
200-FJX90-16-16-1P	125.3	81	65	4.93	3.19	2.56	1.5/16-12
200-FJX90-20-20-1P	139.5	93	85	5.49	3.66	3.35	1.5/8-12
200-FJX90-24-24-1P	160.2	123	103.5	6.31	4.84	4.07	1.7/8-12
200-FJX90-32-32-1P	204.5	143	129.5	8.05	5.63	5.10	2.1/2-12

37° FEMALE JIC SWIVEL 90° LONG



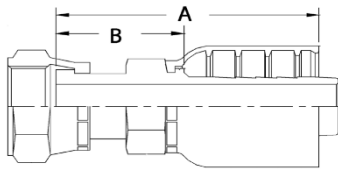
PART NO.	Dimensions(mm)			Dimensions[inch]			Thread
	A	B	E	A	B	E	
200-FJX90L-04-04-1P	47.5	26	46	1.87	1.02	1.81	7/16-20
200-FJX90L-06-06-1P	60.8	32	55	2.39	1.26	2.17	9/16-18
200-FJX90L-08-08-1P	75.5	41.6	64	2.97	1.64	2.52	3/4-16
200-FJX90L-08-10-1P	75.5	41.6	62	2.97	1.64	2.44	7/8-14
200-FJX90L-10-10-1P	89.5	51	66	3.52	2.01	2.60	7/8-14
200-FJX90L-12-12-1P	100.5	62	56	3.96	2.44	2.20	1.1/16-12
200-FJX90L-16-16-1P	125.3	81	65	4.93	3.19	2.56	1.5/16-12
200-FJX90L-20-20-1P	139.5	93	85	5.49	3.66	3.35	1.5/8-12
200-FJX90L-24-24-1P	160.2	123	103.5	6.31	4.84	4.07	1.7/8-12
200-FJX90L-32-32-1P	204.5	143	129.5	8.05	5.63	5.10	2.1/2-12



HYDRAULIC FITTING GUIDE

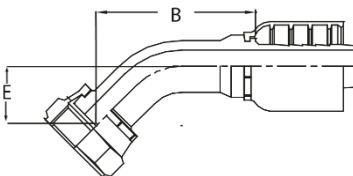
200 Series- 1-Piece, Non-Skive

O'RING FACE SEAL SWIVEL, STRAIGHT



PART NO.	Dimensions(mm)		Dimensions(inch)		Thread
	A	B	A	B	
200-ORFS-04-04-1P	50.5	29	1.99	1.14	9/16-18
200-ORFS-04-06-1P	51	29.5	2.01	1.16	11/16-16
200-ORFS-04-08-1P	55	33.5	2.17	1.32	13/16-16
200-ORFS-06-04-1P	57.5	28.5	2.26	1.12	9/16-18
200-ORFS-06-06-1P	58.5	29.5	2.30	1.16	11/16-16
200-ORFS-06-08-1P	60	31	2.36	1.22	13/16-16
200-ORFS-08-08-1P	66	32	2.60	1.26	13/16-16
200-ORFS-08-10-1P	71.5	37.5	2.81	1.48	1-14
200-ORFS-08-12-1P	77.5	43.5	3.05	1.71	1.3/16-12
200-ORFS-10-10-1P	77.5	39	3.05	1.54	1-14
200-ORFS-10-12-1P	82	43.5	3.23	1.71	1.3/16-12
200-ORFS-12-12-1P	82	43.5	3.23	1.71	1.3/16-12
200-ORFS-12-16-1P	85	46.5	3.35	1.83	1.7/16-12
200-ORFS-16-16-1P	92.5	48	3.64	1.89	1.7/16-12
200-ORFS-20-20-1P	96.5	50	3.80	1.97	1.11/16-12

O'RING FACE SEAL, 45°



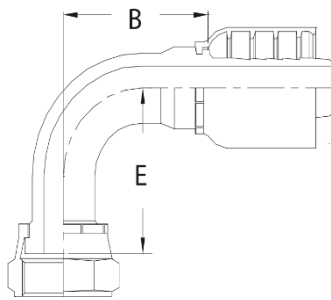
PART NO.	Dimensions(mm)			Dimensions(inch)			Thread
	A	B	E	A	B	E	
200-ORFS45-04-04-1P	52	31	10	2.05	1.22	0.39	9/16-18
200-ORFS45-04-06-1P	55	33.5	14.5	2.17	1.32	0.57	11/16-16
200-ORFS45-06-06-1P	63.5	35	12	2.50	1.38	0.47	11/16-16
200-ORFS45-06-08-1P	66.8	38	15	2.63	1.50	0.59	13/16-16
200-ORFS45-08-08-1P	76.5	42.5	15	3.01	1.67	0.59	13/16-16
200-ORFS45-08-10-1P	77.5	43.5	16	3.05	1.71	0.63	1-14
200-ORFS45-10-10-1P	94.5	56	19	3.72	2.20	0.75	1-14
200-ORFS45-10-12-1P	96	57.5	20.5	3.78	2.26	0.81	1.3/16-12
200-ORFS45-12-12-1P	105.5	67	23.5	4.15	2.64	0.93	1.3/16-12
200-ORFS45-12-16-1P	108	69.5	25.5	4.25	2.74	1.00	1.7/16-12
200-ORFS45-16-16-1P	131	86.5	28	5.16	3.41	1.10	1.7/16-12
200-ORFS45-20-20-1P	144.5	98	35	5.69	3.86	1.38	1.11/16-12



HYDRAULIC FITTING GUIDE

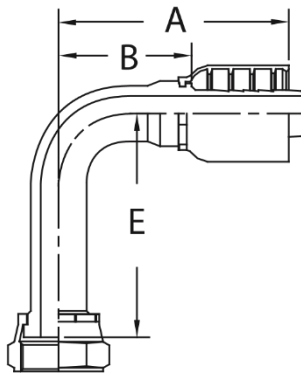
200 Series- 1-Piece, Non-Skive

O'RING FACE SEAL, 90°



PART NO.	Dimensions(mm)			Dimensions[inch]			Thread
	A	B	E	A	B	E	
200-ORFS90-04-04-1P	47.5	26	21	1.87	1.02	0.83	9/16-18
200-ORFS90-04-06-1P	47.5	26	23	1.87	1.02	0.91	11/16-16
200-ORFS90-06-06-1P	60.5	32	26	2.38	1.26	1.02	11/16-16
200-ORFS90-06-08-1P	60.5	32	29	2.38	1.26	1.14	13/16-16
200-ORFS90-08-08-1P	74	40	35	2.91	1.57	1.38	13/16-16
200-ORFS90-08-10-1P	74	40	32	2.91	1.57	1.26	1-14
200-ORFS90-08-12-1P	74	40	33.5	2.91	1.57	1.32	1.3/16-12
200-ORFS90-10-10-1P	90.5	52	41.5	3.56	2.05	1.63	1-14
200-ORFS90-10-12-1P	90.5	52	44	3.56	2.05	1.73	1.3/16-12
200-ORFS90-12-12-1P	100.5	62	52	3.96	2.44	2.05	1.3/16-12
200-ORFS90-12-16-1P	100.5	62	56	3.96	2.44	2.20	1.7/16-12
200-ORFS90-16-16-1P	125	80.4	64	4.92	3.17	2.52	1.7/16-12
200-ORFS90-16-20-1P	125	80.4	64.5	4.92	3.17	2.54	1.11/16-12
200-ORFS90-20-20-1P	139.5	93	82	5.49	3.66	3.23	1.11/16-12

O'RING FACE SEAL 90° LONG



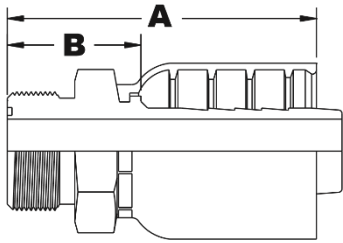
PART NO.	Dimensions(mm)			Dimensions[inch]			Thread
	A	B	E	A	B	E	
200-ORFS-90L-04-04-1P	47.5	26	46	1.87	1.02	1.81	9/16-18
200-ORFS-90L-04-06-1P	47.5	26	58	1.87	1.02	2.28	11/16-16
200-ORFS-90L-06-06-1P	60.5	32	54	2.38	1.26	2.13	11/16-16
200-ORFS-90L-06-08-1P	60.5	32	64	2.38	1.26	2.52	13/16-16
200-ORFS-90L-08-08-1P	74	40	64	2.91	1.57	2.52	13/16-16
200-ORFS-90L-08-10-1P	74	40	71	2.91	1.57	2.80	1-14
200-ORFS-90L-10-10-1P	90.5	52	70	3.56	2.05	2.76	1-14
200-ORFS-90L-12-12-1P	100.5	62	96	3.96	2.44	3.78	1.3/16-12
200-ORFS-90L-16-16-1P	125	80.4	114	4.92	3.17	4.49	1.7/16-12
200-ORFS-90L-20-20-1P	139.5	93	129	5.49	3.66	5.08	1.11/16-12



HYDRAULIC FITTING GUIDE

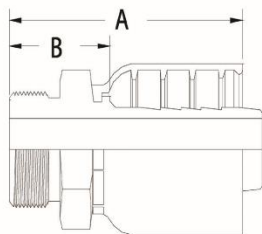
200 Series- 1-Piece, Non-Skive

MALE O’RING FACE SEAL SWIVEL, STRAIGHT



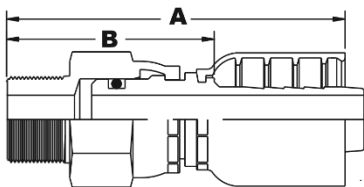
PART NO.	Dimensions(mm)		Dimensions(inch)		Thread
	A	B	A	B	
200-MORFS-04-04-1P	44	22.5	1.73	0.89	9/16-18
200-MORFS-04-06-1P	47	25.5	1.85	1.00	11/16-16
200-MORFS-06-06-1P	53	24	2.09	0.94	11/16-16
200-MORFS-06-08-1P	56	27	2.20	1.06	13/16-16
200-MORFS-08-08-1P	60.5	26.5	2.38	1.04	13/16-16
200-MORFS-08-10-1P	66	32	2.60	1.26	1-14
200-MORFS-10-10-1P	70.5	32	2.78	1.26	1-14
200-MORFS-10-12-1P	74	35.5	2.91	1.40	1.3/16-12
200-MORFS-12-12-1P	75	36.5	2.95	1.44	1.3/16-12
200-MORFS-16-16-1P	82.5	38	3.25	1.50	1.7/16-12
200-MORFS-20-20-1P	87	40.5	3.43	1.59	1.11/16-12

MALE O’RING BOSS



PART NO.	Dimensions(mm)		Dimensions(inch)		Thread
	A	B	A	B	
200-MB-04-04-1P	42	20.5	1.65	0.81	7/16-20
200-MB-04-06-1P	46.2	24.7	1.82	0.97	9/16-18
200-MB-06-06-1P	52	23	2.05	0.91	9/16-18
200-MB-06-08-1P	54.5	25.5	2.15	1.00	3/4-16
200-MB-08-08-1P	60	26	2.36	1.02	3/4-16
200-MB-08-10-1P	61	27.5	2.40	1.08	7/8-14
200-MB-10-10-1P	65.5	27	2.58	1.06	7/8-14
200-MB-10-12-1P	71	32.5	2.80	1.28	1.1/16-12
200-MB-12-12-1P	72	33.5	2.83	1.32	1.1/16-12
200-MB-16-16-1P	83.5	39	3.29	1.54	1.5/16-12

MALE O’RING SWIVEL



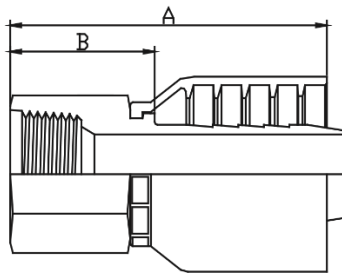
PART NO.	Dimensions(mm)		Dimensions(inch)		Thread
	A	B	A	B	
200-MBX-04-04-1P	57.5	36	2.26	1.42	7/16-20
200-MBX-04-06-1P	58.5	37	2.30	1.46	9/16-18
200-MBX-06-06-1P	65.5	36.5	2.58	1.44	9/16-18
200-MBX-06-08-1P	67	38	2.64	1.50	3/4-16
200-MBX-08-08-1P	73	39	2.87	1.54	3/4-16
200-MBX-12-12-1P	94	55.5	3.70	2.19	1.1/16-12
200-MBX-16-16-1P	110	66	4.33	2.60	1.5/16-12



HYDRAULIC FITTING GUIDE

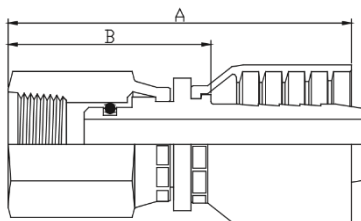
200 Series- 1-Piece, Non-Skive

FEMALE NPT



PART NO.	Dimensions(mm)		Dimensions(inch)		Thread
	A	B	A	B	
200-FP-04-02-1P	44	24	1.73	0.94	1/8-27
200-FP-04-04-1P	47.5	26	1.87	1.02	1/4-18
200-FP-04-06-1P	52	30	2.05	1.18	3/8-18
200-FP-06-04-1P	54	25	2.13	0.98	1/4-18
200-FP-06-06-1P	59	30	2.32	1.18	3/8-18
200-FP-06-08-1P	60.5	31.5	2.38	1.24	1/2-14
200-FP-08-06-1P	63.5	30	2.50	1.18	3/8-18
200-FP-08-08-1P	66	32	2.60	1.26	1/2-14
200-FP-10-08-1P	70.5	32	2.78	1.26	1/2 = 14
200-FP-10-12-1P	69.5	31	2.74	1.22	3/4-14
200-FP-12-12-1P	70.5	32	2.78	1.26	3/4-14
200-FP-16-12-1P	78	33.5	3.07	1.32	3/4-12
200-FP-16-16-1P	84.5	40	3.33	1.57	1-11.5

FEMALE PIPE SWIVEL



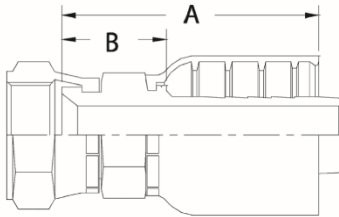
PART NO.	Dimensions(mm)		Dimensions(inch)		Thread
	A	B	A	B	
200-FPX-04-04-1P	50.23	27.41	1.98	1.08	1/4" - 18
200-FPX-06-06-1P	58.68	30.60	2.31	1.20	3/8" - 18
200-FPX-06-08-1P	58.68	50.2	2.31	1.98	1/2" - 14
200-FPX-08-08-1P	67.0	33.0	2.64	1.30	1/2" - 14
200-FPX-12-12-1P	79.45	39.82	3.13	1.57	3/4" - 14
200-FPX-12-16-1P	79.45	39.82	3.13	1.57	1" - 11.5
200-FPX-16-16-1P	90.31	44.39	3.56	1.75	1" - 11.5



HYDRAULIC FITTING GUIDE

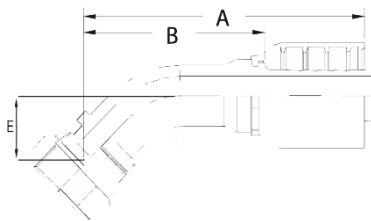
200 Series- 1-Piece, Non-Skive

FEMALE BRITISH SWIVEL, STRAIGHT



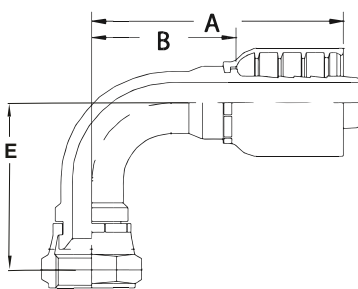
PART NO.	Dimensions(mm)		Dimensions(inch)		Thread
	A	B	A	B	
200-FBX-04-04-1P	55.5	28.5	2.19	1.12	G1/4-19
200-FBX-06-06-1P	59.5	30.5	2.34	1.20	G3/8-19
200-FBX-08-08-1P	67	33.1	2.64	1.30	G1/2-14
200-FBX-12-12-1P	79.7	41.2	3.14	1.62	G3/4-14
200-FBX-16-16-1P	90	45.7	3.54	1.80	G1-11
200-FBX-20-20-1P	99	52.5	3.90	2.07	G1.1/4-11
200-FBX-24-24-1P	94	56.5	3.70	2.22	G1.1/2-11
200-FBX-32-32-1P	126.5	65	4.98	2.56	G2-11

FEMALE BRITISH SWIVEL, 45°



PART NO.	Dimensions(mm)			Dimensions(inch)			Thread
	A	B	E	A	B	E	
200-FBX-45-04-04-1P	52.5	31	11.5	2.07	1.22	0.45	G1/4-19
200-FBX-45-06-06-1P	68.5	39.5	16.6	2.70	1.56	0.65	G3/8-19
200-FBX-45-08-08-1P	82.9	49	19.5	3.26	1.93	0.77	G1/2-14
200-FBX-45-12-12-1P	110.5	72	28.5	4.35	2.83	1.12	G3/4-14
200-FBX-45-16-16-1P	129.8	85.5	31.5	5.11	3.37	1.24	G1-11
200-FBX-45-20-20-1P	150.5	104	42	5.93	4.09	1.65	G1.1/4-11
200-FBX-45-24-24-1P	170.2	133	46	6.70	5.24	1.81	G1.1/2-11
200-FBX-45-32-32-1P	213	151.5	57	8.39	5.96	2.24	G2-11

FEMALE BRITISH SWIVEL, 90°



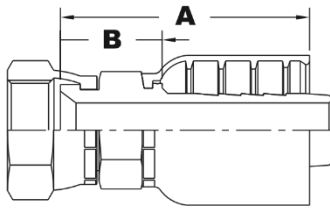
PART NO.	Dimensions(mm)			Dimensions(inch)			Thread
	A	B	E	A	B	E	
200-FBX-90-04-04-1P	47.5	26	23	1.87	1.02	0.91	G1/4-19
200-FBX-90-06-06-1P	61	32	32	2.40	1.26	1.26	G3/8-19
200-FBX-90-08-08-1P	75.5	41.5	40	2.97	1.63	1.57	G1/2-14
200-FBX-90-12-12-1P	100.5	62	59	3.96	2.44	2.32	G3/4-14
200-FBX-90-16-16-1P	119	75	68.5	4.69	2.95	2.70	G1-11
200-FBX-90-20-20-1P	139.5	93	90	5.49	3.66	3.54	G1.1/4-11
200-FBX-90-24-24-1P	160.2	123	104	6.31	4.84	4.09	G1.1/2-11
200-FBX-90-32-32-1P	204.5	129	129	8.05	5.63	5.08	G2-11



HYDRAULIC FITTING GUIDE

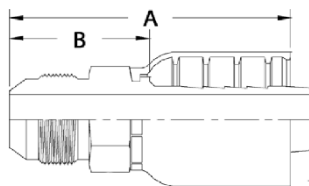
200 Series- 1-Piece, Non-Skive

JAPANESE INDUSTRIAL STANDARD, STRAIGHT



PART NO.	Dimensions(mm)		Dimensions(inch)		Thread
	A	B	A	B	
200-JIS-04-04	50	28	1.97	1.10	G1/4-19
200-JIS-06-06	60	32	2.36	1.26	G3/8-19
200-JIS-08-08	69	35	2.72	1.38	G1/2-14
200-JIS-12-12	80	41.5	3.15	1.63	G3/4-14
200-JIS-16-16	92	47.8	3.62	1.88	G1-11

MALE JIC 37°



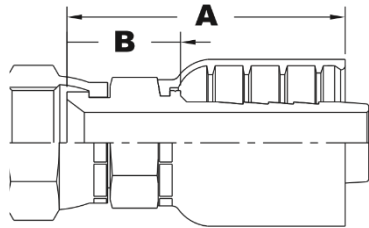
PART NO.	Dimensions(mm)		Dimensions(inch)		Thread
	A	B	A	B	
200-MJ-04-04-1P	49	27	1.93	1.06	7/16-20
200-MJ-04-06-1P	50.5	29	1.99	1.14	9/16-18
200-MJ-06-04-1P	56	27	2.20	1.06	7/16-20
200-MJ-06-06-1P	57.5	28	2.26	1.10	9/16-18
200-MJ-06-08-1P	60	31	2.36	1.22	3/4-16
200-MJ-06-10-1P	64.5	35.5	2.54	1.40	7/8-14
200-MJ-08-08-1P	67.5	33	2.66	1.30	3/4-16
200-MJ-08-10-1P	70	36	2.76	1.42	7/8-14
200-MJ-08-12-1P	70.5	36.5	2.78	1.44	1.1/16-12
200-MJ-10-10-1P	72.8	34.3	2.87	1.35	7/8-14
200-MJ-12-12-1P	78.5	40	3.09	1.57	1.1/16-12
200-MJ-12-16-1P	80	41.5	3.15	1.63	1.5/16-12
200-MJ-16-16-1P	89.5	45.3	3.52	1.78	1.5/16-12
200-MJ-20-20-1P	100.8	54.3	3.97	2.14	1.5/8-12
200-MJ-24-24-1P	89.5	52.5	3.52	2.07	1.7/8-12



HYDRAULIC FITTING GUIDE

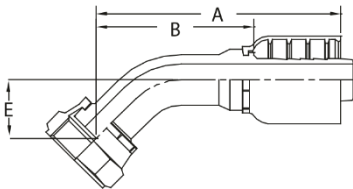
200 Series- 1-Piece, Non-Skive

KOMATSU SERIES



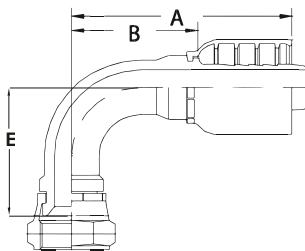
PART NO.	Dimensions(mm)		Dimensions(inch)		Thread
	A	B	A	B	
200-FKOMX-04-14-1P	52.5	30.5	2.07	1.20	M14X1.5
200-FKOMX-06-18-1P	63	34	2.48	1.34	M18X1.5
200-FKOMX-08-22-1P	71.5	37.5	2.81	1.48	M22X1.5
200-FKOMX-10-24-1P	77.5	39	3.05	1.54	M24X1.5
200-FKOMX-12-30-1P	86.5	48	3.41	1.89	M30X1.5
200-FKOMX-16-33-1P	96	51.5	3.78	2.03	M33X1.5

KOMATSU SERIES, 45°



PART NO.	Dimensions(mm)			Dimensions(inch)			Thread
	A	B	E	A	B	E	
200-FKOMX45-04-14-1P	59.5	38	16	2.34	1.50	0.63	M14X1.5
200-FKOMX45-06-18-1P	73	44	19.5	2.87	1.73	0.77	M18X1.5
200-FKOMX45-08-22-1P	83.5	49.5	22	3.29	1.95	0.87	M22X1.5
200-FKOMX45-10-24-1P	98.5	60	25	2.88	2.36	0.98	M24X1.5
200-FKOMX45-12-30-1P	108.5	70	27	4.27	2.76	1.06	M30X1.5
200-FKOMX45-16-33-1P	130	85.5	31.5	5.12	3.37	1.24	M33X1.5

KOMATSU SERIES, 90°



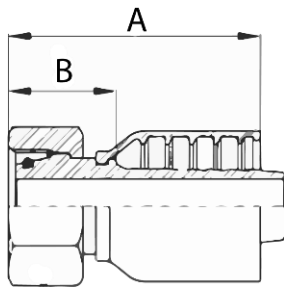
PART NO.	Dimensions(mm)			Dimensions(inch)			Thread
	A	B	E	A	B	E	
200-FKOMX90-04-14-1P	51.5	30	30	2.03	1.18	1.18	M14X1.5
200-FKOMX90-06-18-1P	64	35.5	38	2.52	1.40	1.50	M18X1.5
200-FKOMX90-08-22-1P	74.5	40.5	44.5	2.93	1.59	1.75	M22X1.5
200-FKOMX90-10-24-1P	89.5	51	52.5	3.52	2.01	2.07	M24X1.5
200-FKOMX90-12-30-1P	100.5	62	56.5	3.96	2.44	2.22	M30X1.5
200-FKOMX90-16-33-1P	122	78	68	4.80	3.07	2.68	M33X1.5
200-FKOMX90-04-14-1P	51.5	30	30	2.03	1.18	1.18	M14X1.5



HYDRAULIC FITTING GUIDE

200 Series- 1-Piece, Non-Skive

GERMAN DIN SERIES, LIGHT STRAIGHT



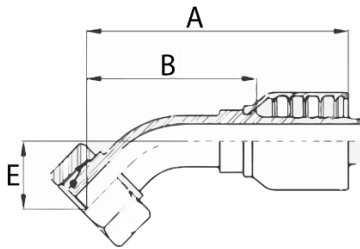
PART NO.	Dimensions(mm)		Dimensions(inch)		Thread
	A	B	A	B	
200-DIN-8L-04-14-1P	43.5	22	1.71	0.87	M14X1.5
200-DIN-10L-05-16-1P	46	22.5	1.81	0.89	M16X1.5
200-DIN-12L-06-18-1P	50.8	21.5	2.00	0.85	M18X1.5
200-DIN-15L-08-22-1P	57.4	23.5	2.26	0.93	M22X1.5
200-DIN-18L-10-26-1P	65.5	27	2.58	1.06	M26X1.5
200-DIN-22L-12-30-1P	65.5	27	2.58	1.06	M30X2.0
200-DIN-28L-16-36-1P	76	32	2.99	1.26	M36X2.0
200-DIN-35L-20-45-1P	82.8	36	3.26	1.42	M45X2.0
200-DIN-42L-24-52-1P	83.5	37	3.29	1.46	M52X2.0



HYDRAULIC FITTING GUIDE

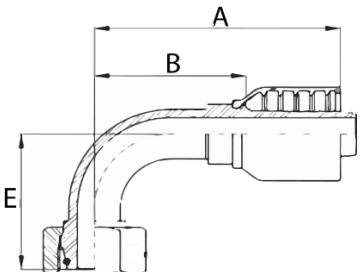
200 Series- 1-Piece, Non-Skive

GERMAN DIN SERIES, LIGHT 45°



PART NO.	Dimensions(mm)			Dimensions(inch)			Thread
	A	B	E	A	B	E	
200-DIN45-8L-04-14-1P	56.8	38.5	16	2.24	1.52	0.63	M14X1.5
200-DIN45-10L-05-16-1P	60.3	36.8	15	2.37	1.45	0.59	M16X1.5
200-DIN45-12L-06-18-1P	73.5	44.5	19	2.89	1.75	0.75	M18X1.5
200-DIN45-15L-08-22-1P	79.9	46	21	3.15	1.81	0.83	M22X1.5
200-DIN45-18L-10-26-1P	94.5	56	23	3.72	2.20	0.91	M26X1.5
200-DIN45-22L-12-30-1P	109.8	71	28	4.32	2.80	1.10	M30X2.0
200-DIN45-28L-16-36-1P	122.3	78	31	4.81	3.07	1.22	M36X2.0
200-DIN45-35L-20-45-1P	151.3	107	42	5.96	4.21	1.65	M45X2.0
200-DIN45-42L-24-52-1P	177	130.5	42	6.97	5.14	1.65	M52X2.0

GERMAN DIN SERIES, LIGHT 90°



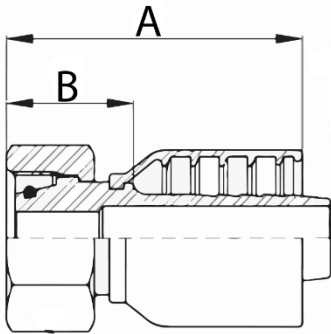
PART NO.	Dimensions(mm)			Dimensions(inch)			Thread
	A	B	E	A	B	E	
200-DIN90-8L-04-14-1P	47.5	26	29	1.87	1.02	1.14	M14X1.5
200-DIN90-10L-05-16-1P	54.8	31	29	2.16	1.22	1.14	M16X1.5
200-DIN90-12L-06-18-1P	65	36	34.5	2.56	1.42	1.36	M18X1.5
200-DIN90-15L-08-22-1P	72	38	43	2.83	1.50	1.69	M22X1.5
200-DIN90-18L-10-26-1P	88.5	50	50	3.48	1.97	1.97	M26X1.5
200-DIN90-22L-12-30-1P	100.5	62	58	3.96	2.44	2.28	M30X2.0
200-DIN90-28L-16-36-1P	115	78	67.6	4.53	3.07	2.66	M36X2.0
200-DIN90-35L-20-45-1P	142	95.5	90.8	5.59	3.76	3.57	M45X2.0
200-DIN90-42L-24-52-1P	169.5	123	100	6.67	4.84	3.94	M52X2.0



HYDRAULIC FITTING GUIDE

200 Series- 1-Piece, Non-Skive

GERMAN DIN SERIES, HEAVY STRAIGHT



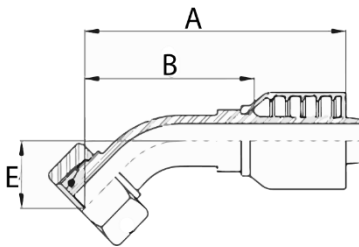
PART NO.	Dimensions(mm)		Dimensions(inch)		Thread
	A	B	A	B	
200-DIN-6S-04-14-1P	43	21.5	1.69	0.85	M14X1.5
200-DIN-8S-04-16-1P	41	19.5	1.61	0.77	M16X1.5
200-DIN-10S-04-18-1P	43.5	22	1.71	0.87	M18X1.5
200-DIN-10S-05-18-1P	45.5	22	1.79	0.87	M18X1.5
200-DIN-10S-06-18-1P	50.5	22	1.99	0.87	M18X1.5
200-DIN-12S-05-20-1P	44.5	21	1.75	0.83	M20X1.5
200-DIN-12S-06-20-1P	51	22	2.01	0.87	M20X1.5
200-DIN-14S-06-22-1P	52	23	2.05	0.91	M22X1.5
200-DIN-14S-08-22-1P	57.5	23.5	2.26	0.93	M22X1.5
200-DIN-16S-08-24-1P	58	24	2.28	0.94	M24X1.5
200-DIN-20S-10-30-1P	65	26.5	2.56	1.04	M30X2.0
200-DIN-20S-12-30-1P	66	27	2.60	1.06	M30X2.0
200-DIN-25S-12-36-1P	65	26	2.56	1.02	M36X2.0
200-DIN-25S-16-36-1P	77.5	33	3.05	1.30	M36X2.0
200-DIN-30S-16-42-1P	77	32.5	3.03	1.28	M42X2.0
200-DIN-38S-20-52-1P	80	33	3.15	1.30	M52X2.0



HYDRAULIC FITTING GUIDE

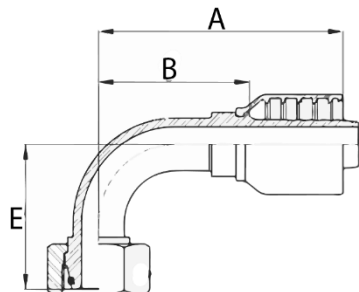
200 Series- 1-Piece, Non-Skive

GERMAN DIN SERIES, HEAVY 45°



PART NO.	Dimensions(mm)			Dimensions(inch)			Thread
	A	B	E	A	B	E	
200-DIN45-8S-04-16-1P	59.5	38	16	2.34	1.50	0.63	M16X1.5
200-DIN45-12S-05-20-1P	70	46	17	2.76	1.81	0.67	M20X1.5
200-DIN45-12S-06-20-1P	74	45	20	2.91	1.77	0.79	M20X1.5
200-DIN45-16S-08-24-1P	83	49	24	3.27	1.93	0.94	M24X1.5
200-DIN45-20S-10-30-1P	98.5	60	26.5	3.88	2.36	1.04	M30X2.0
200-DIN45-20S-12-30-1P	109.5	71	28	4.31	2.80	1.10	M30X2.0
200-DIN45-25S-12-36-1P	109.5	71	30	4.31	2.80	1.18	M36X2.0
200-DIN45-30S-16-42-1P	130	86	36	5.12	3.39	1.42	M42X2.0
200-DIN45-38S-20-52-1P	150.5	104	38	5.93	4.09	1.50	M52X2.0

GERMAN DIN SERIES, HEAVY 90°



PART NO.	Dimensions(mm)			Dimensions(inch)			Thread
	A	B	E	A	B	E	
200-DIN90-8S-04-16-1P	52	30	30	2.05	1.18	1.18	M16X1.5
200-DIN90-12S-05-20-1P	56	32	32	2.20	1.26	1.26	M20X1.5
200-DIN90-12S-06-20-1P	65	36	37	2.56	1.42	1.46	M20X1.5
200-DIN90-16S-08-24-1P	72	38	43	2.83	1.50	1.69	M24X1.5
200-DIN90-20S-10-30-1P	88	50	54	3.46	1.97	2.13	M30X2.0
200-DIN90-20S-12-30-1P	100	62	58	3.94	2.44	2.28	M30X2.0
200-DIN90-25S-12-36-1P	100	62	58	3.94	2.44	2.28	M36X2.0
200-DIN90-30S-16-42-1P	119	75	76	4.69	2.95	2.99	M42X2.0
200-DIN90-38S-20-52-1P	142	95.5	86	5.59	3.76	3.39	M52X2.0